

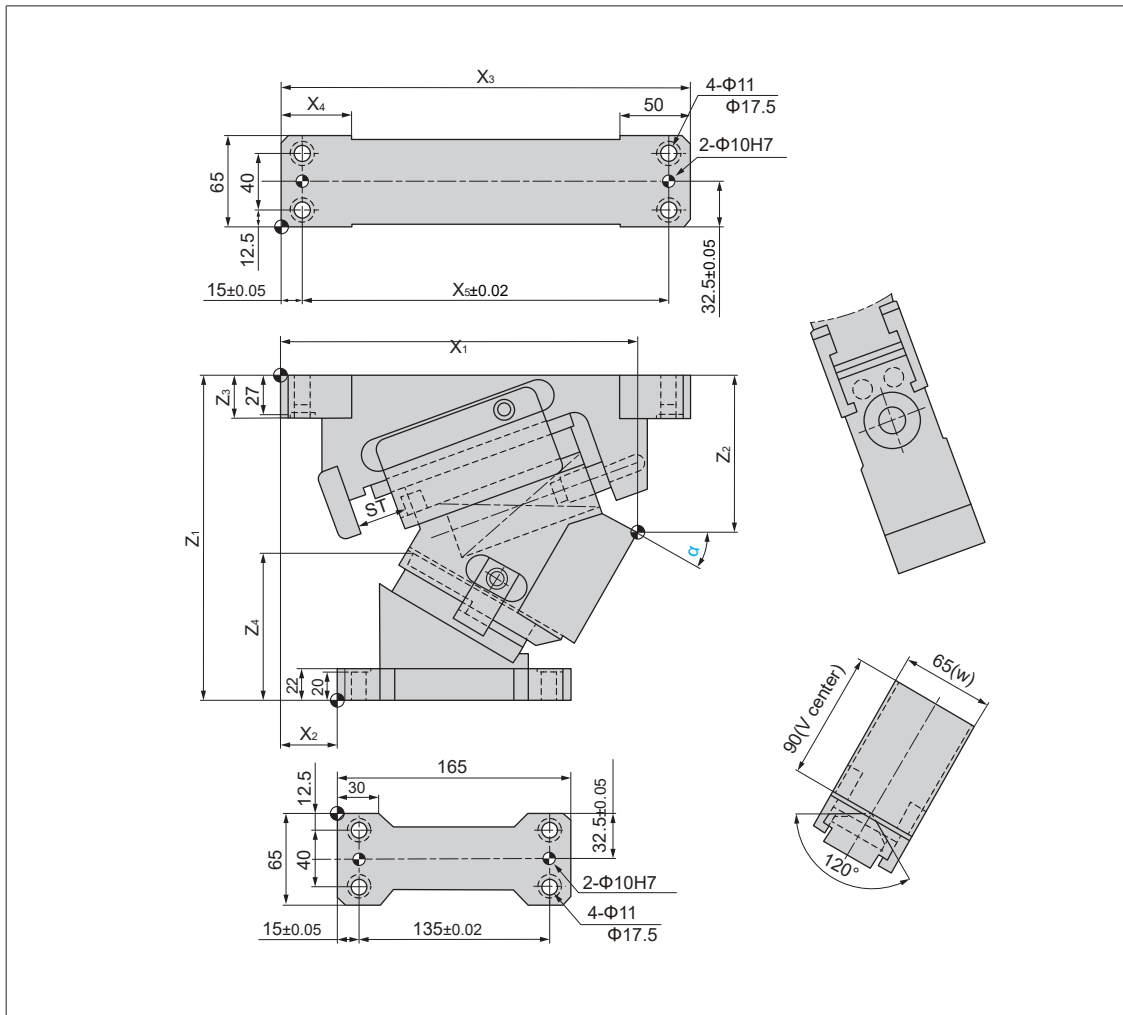
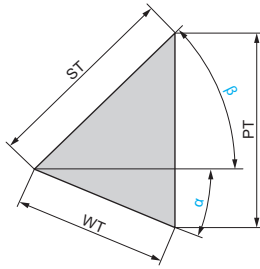
KSACF65


Tabelle Schieber
Table of Cam Structure

Bestellnr. / Catalog No.	W	X ₁	X ₂	X ₃	X ₄	X ₅	Z ₁	Z ₂	Z ₃	Z ₄	Gewicht (kg) / Weight (kg)
KSACF65-00	65	255	95	275	50	245	230	79.20	30	58.5	18.4
KSACF65-05	65	265.68	95	275	50	245	230	82.29	30	67.1	18.6
KSACF65-10	65	256.04	75	275	50	245	230	86.29	30	75.4	17.4
KSACF65-15	65	266.02	75	275	50	245	230	91.18	30	83.3	17.5
KSACF65-20	65	255.53	60	275	50	245	230	96.93	30	90.8	16.6
KSACF65-25	65	264.51	60	275	50	245	230	103.48	30	97.8	16.8
KSACF65-30	65	252.88	40	290	50	260	230	110.79	30	104.3	16.9
KSACF65-35	65	260.58	40	290	50	260	230	118.80	30	110.2	17.0
KSACF65-40	65	242.56	20	290	50	260	230	122.45	30	120.4	16.4
KSACF65-45	65	248.75	20	290	50	260	230	131.67	30	125.0	16.6
KSACF65-50	65	236.28	0	290	60	260	230	125.98	39	148.1	15.9
KSACF65-55	65	240.78	0	290	60	260	230	136.14	39	153.1	16.1
KSACF65-60	65	234.50	-10	290	60	260	230	145.31	39	159.8	16.4
KSACF65-65	65	231.79	-45	290	60	260	230	146.72	39	145.2	18.0
KSACF65-70	65	228.97	-45	290	60	260	230	147.89	39	159.0	18.0
KSACF65-75	65	233.82	-45	290	60	260	230	167.79	39	153.54	20.0

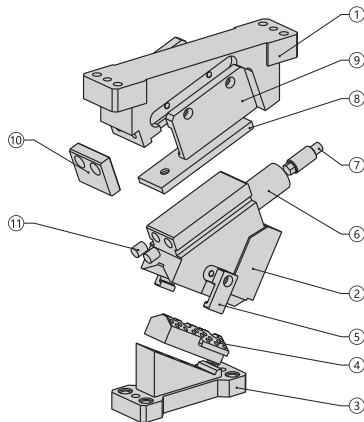




Bestellnr. / Catalog No.	α	β	WT	ST	PT
KSACF65-00	0	50	22.5	35	26.8
KSACF65-05	5	50	22.6		28.8
KSACF65-10	10	40	27.2		27.2
KSACF65-15	15	40	27.8		29.7
KSACF65-20	20	30	32.3		28.5
KSACF65-25	25	30	33.4		31.6
KSACF65-30	30	20	38.0		31.0
KSACF65-35	35	20	40.2		35.0
KSACF65-40	40	10	45.0		35.0
KSACF65-45	45	10	48.7		40.5
KSACF65-50	50	0	54.5		41.7
KSACF65-55	55		61.0		50.0
KSACF65-60	60		70.0		60.6
KSACF65-65	65		68.5		29
KSACF65-70	70		67.2	23	63.2
KSACF65-75	75		69.5	18	67.2


Übersicht Schieberkraft / Rückzugskraft Table of Cam Force

Typ / Type	α	Modell / Model	Federkraft / Spring Force (N / kgf)		Arbeitskraft (kN / tonF) / (KN / tonF) Work Force	
			Anfangskraft / Initial Load	Endkraft / Final Load	1 Mio. Hübe / strokes Standard-Arbeitskraft / Standard Working Force	300.000 Hübe / strokes Zulässige Arbeitskraft / Allowable Working Force
Schraubendruckfeder / Coil Spring	00° ~ 60°	TJB40-152	0.0 / 0.0	5988.5 / 610.7	68.7 / 7.0	137.3 / 14.0
	65°	TJB40-127				
	70°	TJB40-102				
	75°	TJB40-89				



Nr. / No.	Beschreibung / Description	Anzahl / Qty	Material und Anmerkung / Material and Remark
①	Aufnahme / Cam Holder	1	QT500
②	Schieber / Cam Slider	1	QT500
③	Treiber / Cam Driver	1	QT500
④	V-Prisma / Cam Slide Guide	1	Bronze+Festschmierstoff / graphite plugs
⑤	Zwangsrückführung / Position Return	2	St45
⑥	Schraubendruckfeder / Spring	1	Typ / Type
⑦	Federbolzen / Spring Pin	1	St45
⑧	Gleitplatte / Guide Block	1	Bronze+Festschmierstoff / graphite plugs
⑨	Führungsleiste / Side Plate	2	Stahl 45+Festschmierstoff / graphite plugs
⑩	Halteplatte / Stopping Block	1	St45
⑪	Urethan-Dämpfer / Urethane Stopper	2	Urethan / Urethane

Bestellnummer / Order Number

	Bestellnr. / Catalog No.	-	(W)	-	(α)
	KSACF	-	65	-	30

